


Peddinghaus

Band Saws

HIGH SPEED STRUCTURAL STEEL SAWS



A Letter from the CEO



Anton Peddinghaus

Welcome to the World of Peddinghaus – The World of “BETTER”.

In the world of Peddinghaus we aim to be better. Take a look at any of our 5,000+ installations throughout the globe. These fabricators experience reduced costs and higher production using our equipment. Why? Because with Peddinghaus they receive better technology, better service, and better quality than anyone else can provide. These things aren't easy to do, and not every company can guarantee what Peddinghaus does. I am proud that I can say these things because at Peddinghaus we work harder than anyone to give our customers the best. Whether they are located in New York, Los Angeles, or Chicago; they all receive the very same service, spare parts, and support that is second to none.

Welcome to Partnerships – From Software to Service to Sales.

At Peddinghaus we maintain strong partnerships with industry leaders to ensure your success. Whether this is our relationship with leading software providers (such as Shop Data Systems, Sigmanest, Steel Office, AceCad, Tekla, FabTrol, Design Data, and more) or our partnership with regional sales and support organizations - our goal is to work together to serve you better.

Welcome to the Peddinghaus Line of Heavy Duty Structural Band Saws – More Than Just Machines.

To some, a band saw is just another step in production; a cutting device that merely separates pieces of steel. At Peddinghaus we recognize that every part of your production relies upon this machine to maintain efficiency. If not properly designed and integrated, a band saw can be the downfall of your system's efficiency. Out of date sawing technology, when combined with modern drill lines, coping machines or CNC layout marking equipment will choke the flow of material to equipment throughout production and hinder your bottom line profitability.

The Peddinghaus line of band saws plays an important role in keeping your shop running. Whether they are placed in tandem with a drill line, a CNC layout marking machine, or as a standalone sawing solution, these machines are built for speed and durability. I invite you to take a moment to learn what these machines have done for Peddinghaus customers in all corners of the world. I think you will be impressed with what you discover.

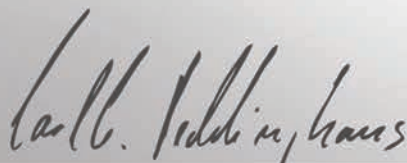
Welcome to Peddinghaus Service – Unmatched Global Support.

At Peddinghaus service is priority number 1. Peddinghaus' global team of customer support representatives are on duty, on call, all the time at our very own 24-hour customer support center. Combined with state-of-the-art remote diagnostic software, readily available local field support professionals, and the industry leading warranty - customer support from Peddinghaus is only a call or a click away.

Welcome to Peddinghaus – A Tradition of Innovation, a Reputation for Excellence.

My great-grandfather and grandfather perfected Ironworkers during their time with Peddinghaus; then it was my father's turn to pioneer the TDK drill line. In today's world I am proud that we at Peddinghaus continue to offer new solutions for customers like high speed band saws. This is only possible through constant innovation, and continuing investment in research and development. I invite you to see why Peddinghaus technology is the chosen provider for steel fabricators the world over.

Please visit www.peddinghaus.com for a “video test drive” and additional technical details on Peddinghaus band saws. Or, plan a visit to the Peddinghaus manufacturing campus at our headquarters in Bradley, IL USA. See the depth of our organization, and our commitment to your success with world class customer support.



Carl G. (Anton) Peddinghaus | Chief Executive Officer | Peddinghaus Corporation

Versatility of Peddinghaus

Band Saws:

- Straight or miter cut models
- Designed for the most rugged applications
- CNC measurement options available for standalone production
- Easily placed in tandem with a drill line, coping machine or CNC layout marking machine

BEAM



TUBE




PIPE




ANGLE



FLAT



DG-1250 Double Miter Band Saw






1 MITER CUTTING CAPABILITIES

- Double miter capacity of 60° left and right, and 90° straight cuts
- 7° saw blade attack angle
- 394" x 2.64" x .063" saw blade
- 20 HP drive motor




2 SPEED SAWING TECHNOLOGY

- Reduce cut times and increase productivity with these features:
 1. Rapid advance blade approach
 2. Automatic material sensing
 3. Automatic cutting speed transition
 4. Feed compensation during cut
 5. End of cut sensing and automatic retract



3 TWIN COLUMN DESIGN

- Rugged twin column construction eliminates vibration and is critical for cut quality and blade life



4 LIFT AND KNEEL MATERIAL TRANSPORT

- Rollers shift in accordance with the cutting head location, providing maximum support while cutting within the mitering range
- Material is lifted above the cutting surface eliminating dragging during material transport



5 MINIMUM QUANTITY LUBRICATION

- 97% air, 3% eco-friendly vegetable oil-based lubricant
- Eliminates water-based flood coolant mess
- No need to clean parts before painting or other fabrication processes




6 LASER LINE REFERENCE

- Laser reference provides precise cutting
- Ideal for scenarios where automatic cutting is unavailable

Saw Specifications

Maximum 90° Cut Dimensions	49" x 20"
Maximum 45° Cut Dimensions	31" x 20"
Maximum 30° Cut Dimensions	21" x 20"
Maximum 90° Round Dimensions	24"
Drive Motor	20 HP
Saw Blade	394" x 2.64" x .063"
Machine Weight	14,660 lbs

DG-1100 Double Miter Band Saw





1 MITER CUTTING CAPABILITIES

- Double miter capacity of 60° left and right, and 90° straight cuts
- 366.14" x 2.13" x .063" saw blade
- 12.5 HP drive motor



2 MINIMUM QUANTITY LUBRICATION

- 97% air, 3% eco-friendly vegetable oil-based lubricant
- Eliminates water-based flood coolant mess
- No need to clean parts before painting or other fabrication processes




3 SPEED SAWING TECHNOLOGY

- Reduce cut times and increase productivity with these features:
 1. Rapid advance blade approach
 2. Automatic material sensing
 3. Automatic cutting speed transition
 4. Feed compensation during cut
 5. End of cut sensing and automatic retract



4 SUPERIOR SAW CLAMPING

- Hydraulic clamping minimizes harmful vibration
- Additional profile rigidity entering and exiting the cut
- Maintains maximum material clamping at all ranges of a miter cut



5 TWIN COLUMN DESIGN

- Rugged twin column construction eliminates vibration and is critical for cut quality and blade life




6 BALLSCREW FEED SYSTEM


- Steady pressure allows for consistent cutting

Saw Specifications

Maximum 90° Cut Dimensions	43" x 17"
Maximum 45° Cut Dimensions	27" x 17"
Maximum 60° Cut Dimensions	17.5" x 17"
Maximum 90° and 45° Round Dimensions	20"
Drive Motor	12.5 HP
Saw Blade	366.14" x 2.13" x .063"
Machine Weight	11,993 lbs

1250-510 Straight Cut Band Saw






1 STRAIGHT CUTTING

- Process 90° straight cuts on parts up to 50" x 24"
- 385.5" x 2.64" x .063" saw blade
- 20 HP drive motor



2 LASER LINE REFERENCE

- Laser reference provides precise cutting
- Ideal for scenarios where automatic cutting is unavailable



3 BUNDLE CUTTING

- Bundles such as square and round tube can be processed in a single stroke of the saw
- Ideal for high volumes of identical material



4 AUTOMATIC CHIP REMOVAL

- Ensures efficient removal of cutting byproduct



5 SPEED SAWING TECHNOLOGY

- Reduce cut times and increase productivity with these features:
 1. Rapid advance blade approach
 2. Automatic material sensing
 3. Automatic cutting speed transition
 4. Feed compensation during cut
 5. End of cut sensing and automatic retract



6 MINIMUM QUANTITY LUBRICATION

- 97% air, 3% eco-friendly vegetable oil-based lubricant
- Eliminates water-based flood coolant mess
- No need to clean parts before painting or other fabrication processes

Saw Specifications

Maximum 90° Cut Dimensions	49" x 20"
Maximum Round Dimensions	20"
Maximum Plate Dimensions	49" x 6"
Drive Motor	20 HP
Saw Blade	385.5" x 2.64" x .063"
Machine Weight	11,105 lbs



Peddinghaus

1250 DG

Modular Designs

The Peddinghaus Way

Easily Integrate into an Existing Layout – Modular Design

The Peddinghaus Roller Feed material measurement system allows for an array of material handling options. Peddinghaus conveyors can be quickly expanded, split apart, transferred across from either side (datum or non datum) and modified with no sacrifice in machine accuracy or functionality.

Tandem Solutions

By placing a Peddinghaus band saw in tandem with a Peddinghaus CNC drill line, operators experience automatic measurement via Peddinghaus' Roller Feed technology. All parts are measured for tandem processing with the drills' measurement system, meaning only one operator is required for drilling and cutting operations. With less roller conveyor required, fabricators who utilize the tandem system save on overhead shop costs and initial capital investment.

MultMaster Measurement System

For a tandem installation where a band saw is positioned after a Peddinghaus CNC drill line, the system can be equipped with an optional MultMaster measurement system. The MultMaster works as an extension of the Roller Feed measurement system in order to perform cuts which may otherwise require manual positioning for programs with many small pieces. This accessory allows fast and simple material processing on a Peddinghaus drill and saw tandem system by automating the processing of short remnant sections.

Accumeasure System

Saw measurement options are available via the Peddinghaus AccuMeasure Roller Feed measurement system. The AccuMeasure allows for complete handling versatility, while maintaining a streamlined CNC solution. Available for all Peddinghaus automatic band saws, the AccuMeasure is the ideal complement to a complete Peddinghaus system.



Modular Design Layouts



Tandem Solutions



MultMaster Measurement System



Accumeasure System



Band Saw User Testimonials

JT STEEL -
West Jordan, Utah - USA



"After seeing the advantages of the Avenger, we had the confidence to invest further in an Advantage-2 drill line with a DG-1100 saw. Our productivity has greatly increased beyond what the Avenger initially had done for us. Steel is moving through the shop faster than ever before! It's amazing to see we are now capable of processing approximately 150 tons of steel in a single shift work week."

- Dustin Walk, Operations Manager

FOUGHT & COMPANY -
Tigard, Oregon - USA



"With our DG-1250 saw and Advantage-2 MultMaster measurement system, our productivity has easily increased by 50%, in addition to benefitting from the CNC accuracy. We recently finished an 1,800 ton job and nearly every piece has gone through our new beam and saw line. In the past we would have relied upon two separate drill lines to complete the same amount of work."

Once a job goes beyond the bid stage and becomes reality, steel is needed immediately. You don't have the same amount of time as you used to to complete work. We needed to simplify our processes by combining our methods and streamlining our shop."

- Terry Weir, Director of Operations

DOHERTY STEEL INC. -
Paola, Kansas - USA



"We installed the new DG-1250 double miter band saw. We are impressed by its speed and ability to cut some serious steel! Without this type of machinery, productivity isn't as fast as it could be. I've never seen this amount of steel come through our shop before."

- Chance Doherty, Plant Manager

"We just installed a new DG-1250 saw that is incredibly fast! Peddinghaus has done a really good job at creating innovative products that fabricators need by listening to customer feedback. No different from our business, it's about taking care of the customer and I believe that's Peddinghaus' top priority."

- Dennis Doherty, Owner




The Best Support in the Industry

Peddinghaus strives to provide an unparalleled level of service for industry partners, no matter where in the world they are located. This is done by offering the only 24-hour technical support center in the industry and employing an expansive team of field service technicians throughout the globe.

24-Hour Technical Support Center

Located in Bradley, Illinois - USA, Peddinghaus maintains a 24-hour technical support center to assist customers with any questions or concerns that may arise in the operation of Peddinghaus machinery. Service technicians leverage remote diagnostic software as well as web cameras in order to troubleshoot questions. Over 95% of telephone calls are resolved without the need for an on-site visit from a Peddinghaus technician.



24-Hour Technical Support Center

Global Access to Spare Parts

Peddinghaus maintains vast amounts of spare parts at their North American locations and are in close proximity to major ports and shipping hubs. For international partners, local spare parts storage is maintained at our sales and service offices around the globe. In addition, local dealer representatives and dedicated parts storage facilities have been established throughout the world to expedite part shipments. This means faster delivery of parts when they are needed.



50+ Field Service Technicians

Expansive Team of Field Service Technicians

For advanced issues, over 50 field service technicians are employed by Peddinghaus throughout the world. Technicians are conveniently located geographically and may be based out of an office near your installation. These technicians operate globally and are available for on-site assistance.



PeddiUniversity Training Center

World Class Training for Maintenance Staff, Operators and Programmers

Peddinghaus offers training on-site, over the internet and at their corporate headquarters for maintenance staff, operators and programmers. Training at Peddinghaus' global headquarters is free of charge for those willing to make the trip and provides staff with direct access to the masters behind the machinery.



Peddinghaus

www.peddinghaus.com

Peddinghaus USA • (815) 937-3800 | Peddinghaus UK • +44 1952 200 377 | Peddinghaus Germany • +49 (0) 2332 72-0
Peddinghaus Latin America • +52 81-1001-7087 | Peddinghaus Española • +34 945 465370

PED030520